

TUBA II

versatile aesthetics underlines your exclusivity

DESCRIPTION

The popular TUBA range received a revamp to make it more versatile. Gold accents give it an even more exclusive appearance. The light unit can be tilted and different accessories like coloured baffles, honeycombs and frontglasses can be added.

Cooled with passive heatsink with state of the latest LED technology. Complementary in design with the recessed EDGE range.

LED INFO

The Cree COB modules come in a variety of options of beam angle, output and colour temperature.

ORDERING

Light unit, housing colour, ring colour and accessories can be configured, allowing to maximise flexibility.

RANGE

The range consists of a 70mm and 111mm size LED module, both in pendant and ceiling mounted version. Available in various light outputs from 1200 to 3000lm with spot, medium and flood beams in 2700K, 3000K and 4000K. Standard available in CRI90. The LED driver is integrated in the body and available in fixed output or DALI control.

POWER SUPPLY

230-240V 50/60Hz (LED driver included) . DALI control available.

INSTALLATION

Installation via transparent 2000mm mains cable or ceiling mounted

MORE INFORMATION



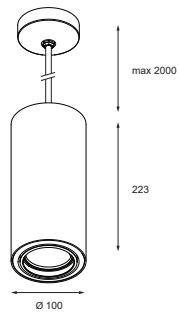


Product coding

The product code consists of 4 parts:

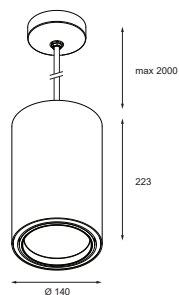
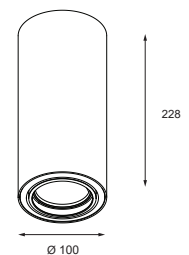
1. The product family, size and directional feature
TUB70D.PEWW.12A927S.WH.D.BB
2. The mounting and colour of the body
TUB70D.PEWW.12A927S.WH.D.BB
3. The Light engine, lumens, LED generation, colour, beam, colour of the front ring and type of LED driver control
TUB70D.PEWW.12A927S.WH.D.BB
4. Optional Accessories, like a baffle, honeycomb, glass, etc.
TUB70D.PEWW.12A927S.WH.D.BB

Product	Size	Type	Mounting	Weight	Code
	70mm	directional	track	1.25kg	TUB70D.TRCK
			ceiling	1.25kg	TUB70D.CEIL
	111mm	directional	track	2.12kg	TUB11D.TRCK
			ceiling	2.12kg	TUB11D.CEIL



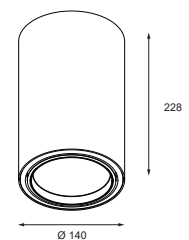
70mm Pendant with 2000mm transparant mains cable

70mm Ceiling mount



111mm Pendant with 2000mm transparant mains cable

111mm Ceiling mount



TUBA II LED light units + accesories



1200lm / CRI 90						add to Code		
lumens (system)	W (system)	lm/W (system)	CRI	CCT	beam	White structure (front)	Black structure (front)	Matt Gold (front)
970lm	9.4W	103lm/W	>90	2700K		.12A927S.WH	.12A927S.BK	.12A927S.MG
1020lm	9.4W	109lm/W	>90	3000K BBBL	spot / 23°	.12A930S.WH	.12A930S.BK	.12A930S.MG
1100lm	9.4W	117lm/W	>90	4000K		.12A940S.WH	.12A940S.BK	.12A940S.MG
990lm	9.4W	105lm/W	>90	2700K		.12A927M.WH	.12A927M.BK	.12A927M.MG
1040lm	9.4W	111lm/W	>90	3000K BBBL	medium / 43°	.12A930M.WH	.12A930M.BK	.12A930M.MG
1130lm	9.4W	120lm/W	>90	4000K		.12A940M.WH	.12A940M.BK	.12A940M.MG
950lm	9.4W	101lm/W	>90	2700K		.12A927F.WH	.12A927F.BK	.12A927F.MG
1020lm	9.4W	108lm/W	>90	3000K BBBL	flood / 63°	.12A930F.WH	.12A930F.BK	.12A930F.MG
1090lm	9.4W	116lm/W	>90	4000K		.12A940F.WH	.12A940F.BK	.12A940F.MG

2000lm / CRI 90						add to Code		
lumens (system)	W (system)	lm/W (system)	CRI	CCT	beam	White structure (front)	Black structure (front)	Matt Gold (front)
1590lm	17.5W	91lm/W	>90	2700K		.20A927S.WH	.20A927S.BK	.20A927S.MG
1720lm	17.5W	98lm/W	>90	3000K BBBL	spot / 23°	.20A930S.WH	.20A930S.BK	.20A930S.MG
1860lm	17.5W	106lm/W	>90	4000K		.20A940S.WH	.20A940S.BK	.20A940S.MG
1650lm	17.5W	94lm/W	>90	2700K		.20A927M.WH	.20A927M.BK	.20A927M.MG
1770lm	17.5W	101lm/W	>90	3000K BBBL	medium / 43°	.20A930M.WH	.20A930M.BK	.20A930M.MG
1890lm	17.5W	108lm/W	>90	4000K		.20A940M.WH	.20A940M.BK	.20A940M.MG
1580lm	17.5W	90lm/W	>90	2700K		.20A927F.WH	.20A927F.BK	.20A927F.MG
1700lm	17.5W	97lm/W	>90	3000K BBBL	flood / 63°	.20A930F.WH	.20A930F.BK	.20A930F.MG
1820lm	17.5W	104lm/W	>90	4000K		.20A940F.WH	.20A940F.BK	.20A940F.MG

3000lm / CRI 90						add to Code		
lumens (system)	W (system)	lm/W (system)	CRI	CCT	beam	White structure (front)	Black structure (front)	Matt Gold (front)
2380lm	27.4W	87lm/W	>90	2700K		.30A927S.WH	.30A927S.BK	.30A927S.MG
2580lm	27.4W	94lm/W	>90	3000K BBBL	spot / 23°	.30A930S.WH	.30A930S.BK	.30A930S.MG
2740lm	27.4W	100lm/W	>90	4000K		.30A940S.WH	.30A940S.BK	.30A940S.MG
2440lm	27.4W	89lm/W	>90	2700K		.30A927M.WH	.30A927M.BK	.30A927M.MG
2630lm	27.4W	96lm/W	>90	3000K BBBL	medium / 43°	.30A930M.WH	.30A930M.BK	.30A930M.MG
2790lm	27.4W	102lm/W	>90	4000K		.30A940M.WH	.30A940M.BK	.30A940M.MG
2630lm	27.4W	96lm/W	>90	2700K		.30A927F.WH	.30A927F.BK	.30A927F.MG
2520lm	27.4W	92lm/W	>90	3000K BBBL	flood / 63°	.30A930F.WH	.30A930F.BK	.30A930F.MG
2710lm	27.4W	99lm/W	>90	4000K		.30A940F.WH	.30A940F.BK	.30A940F.MG

Driver type	add to Code
fixed output	.F
DALI	.D

Baffle / accesories	add to Code		
	white	black	matt gold
Baffle (optional)	.BW	.BB	.BG
Honeycomb filter (optional)	Black		.HC
Glass (optional)	Clear		.GL
	Frosted		.FG

